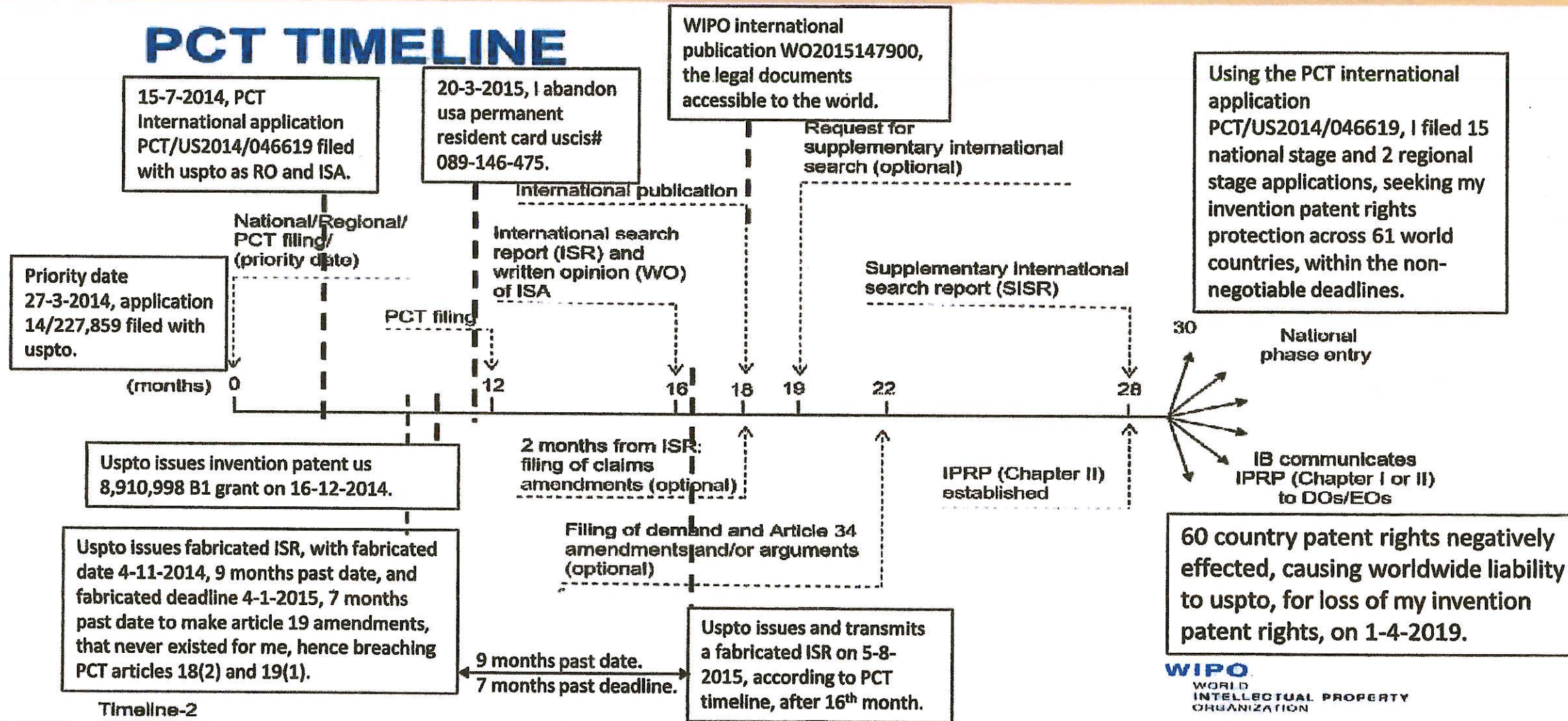


uspto breach of PCT articles 18(2) and 19(1), published and proven with documented evidence, shown on PCT Timeline published by WIPO.

PCT TIMELINE



26 October 2023

PCT Application Timeline defined by WIPO. Uspto issues fabricated ISR with 9 months past date.

[Handwritten signature]

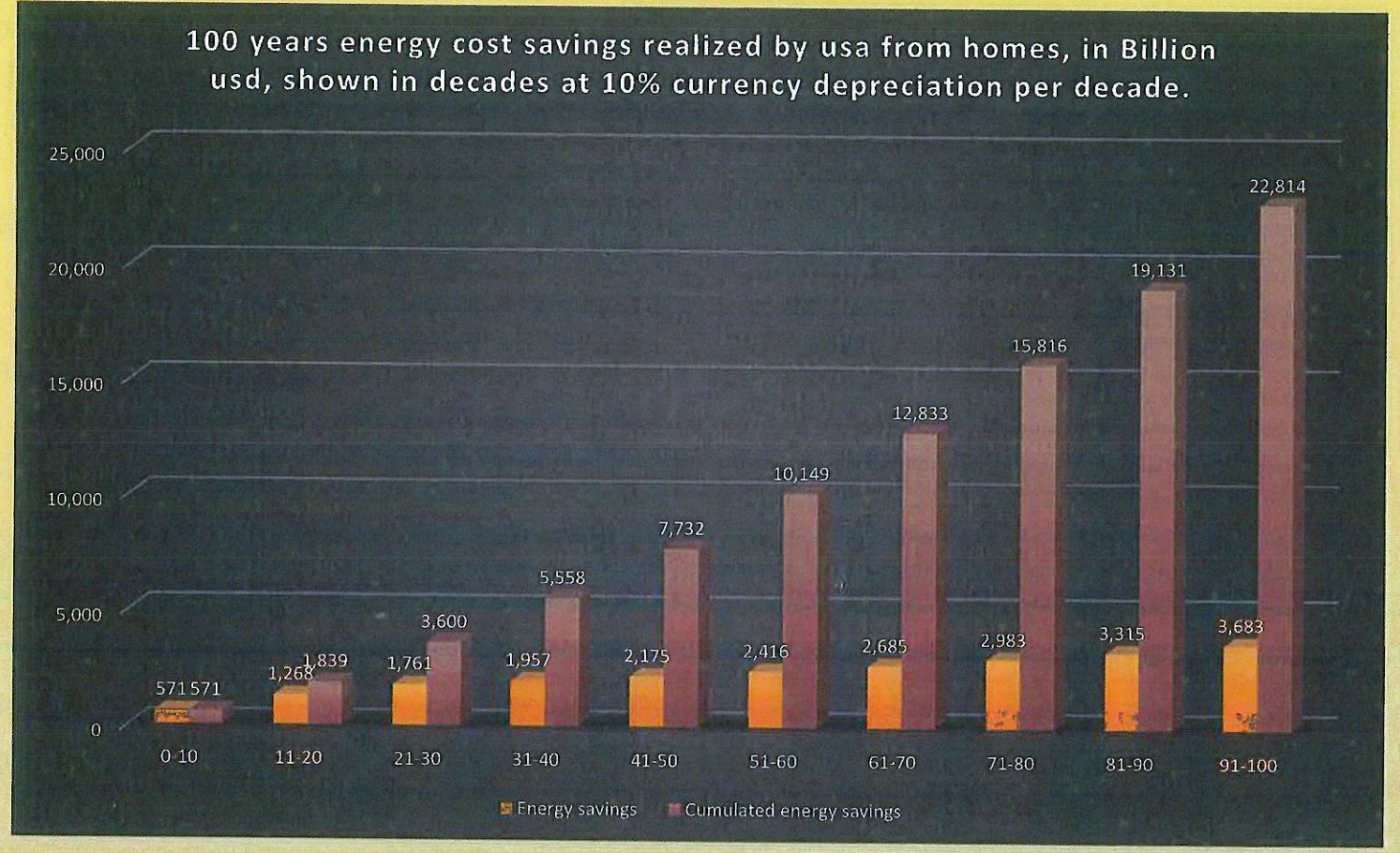
PCT/us2014/046619, PCT/IB2016/050993, PCT/IB2016/050994, and PCT/IB2016/050995

| | | | |
|--|--|---|---|
| RO us PTO ISA us PTO Filed on 15-7-2014, under provisions of PCT | RO IB, WIPO ISA INDIA PTO, IPI Filed on 24-2-2016, under provisions of PCT | RO IB, WIPO ISA INDIA PTO, IPI Filed on 24-2-2016, under provisions of PCT | RO IB, WIPO ISA INDIA PTO, IPI Filed on 24-2-2016, under provisions of PCT |
| Patented Invention PCT/us2014/046619. Sector Automotive Industry. | Patented Invention PCT/IB2016/050993. Sector Electrical and Electronic devises. | Patented Invention PCT/IB2016/050995. Sector Fashion accessory. | Patented Invention PCT/IB2016/050994. Sector Homes, Offices, Industrial, and other buildings. Includes the exemplary Thermal Insulation application. |

| | | | |
|--|--|--|---|
| 2014 | 2016 | | |
| Patent us 8,910,998 B1, grant on patent date 16-12-2014. | Claims rejected by my invention patent us 8,910,998 B1. ISR issued by ISA on 28-6-2016. | Claims rejected by my invention patent us 8,910,998 B1. ISR issued by ISA on 16-8-2016. | Claims rejected by my invention patent us 8,910,998 B1. ISR issued by ISA on 19-8-2016. |
| Automotive Industry, one of the larger sectors in World. | Sector valuation estimated low in comparison with exemplary TI application. | Sector valuation estimated negligible in comparison with exemplary TI application. | Construction, TI application. The LARGEST SECTOR by derived energy savings over 100 year period. |

The sale of the PATENTED INVENTION, includes all the Invention 'Systems and Methods' claims for all the listed Invention sectors, wherein just the Thermal Insulation application 'Energy savings' across 100 years timeline, at assured 75% energy savings, with applied currency depreciation over 100 years timeline, drive the cumulated sale price, chosen 93 Trillion Earthlings conservative. This sale price is spread across the 62 sale agreements. Only second 'Independent valuation' that of respondent, INDIA Government, is expected to be submitted to the Honorable court.

Thermal insulation exemplary application of patent us 8,910,998 B1, reference to PCT international application PCT/IB2016/050994. Energy cost savings for one country usa. Data used from annexure AA, page 703 of WP. Cumulated energy savings from homes across usa, over 100 years timeline = 22.814 Trillion. Cumulated energy savings from usa, over 100 years timeline = 45.628 Trillion. Double the value considering offices, industrial, other buildings.

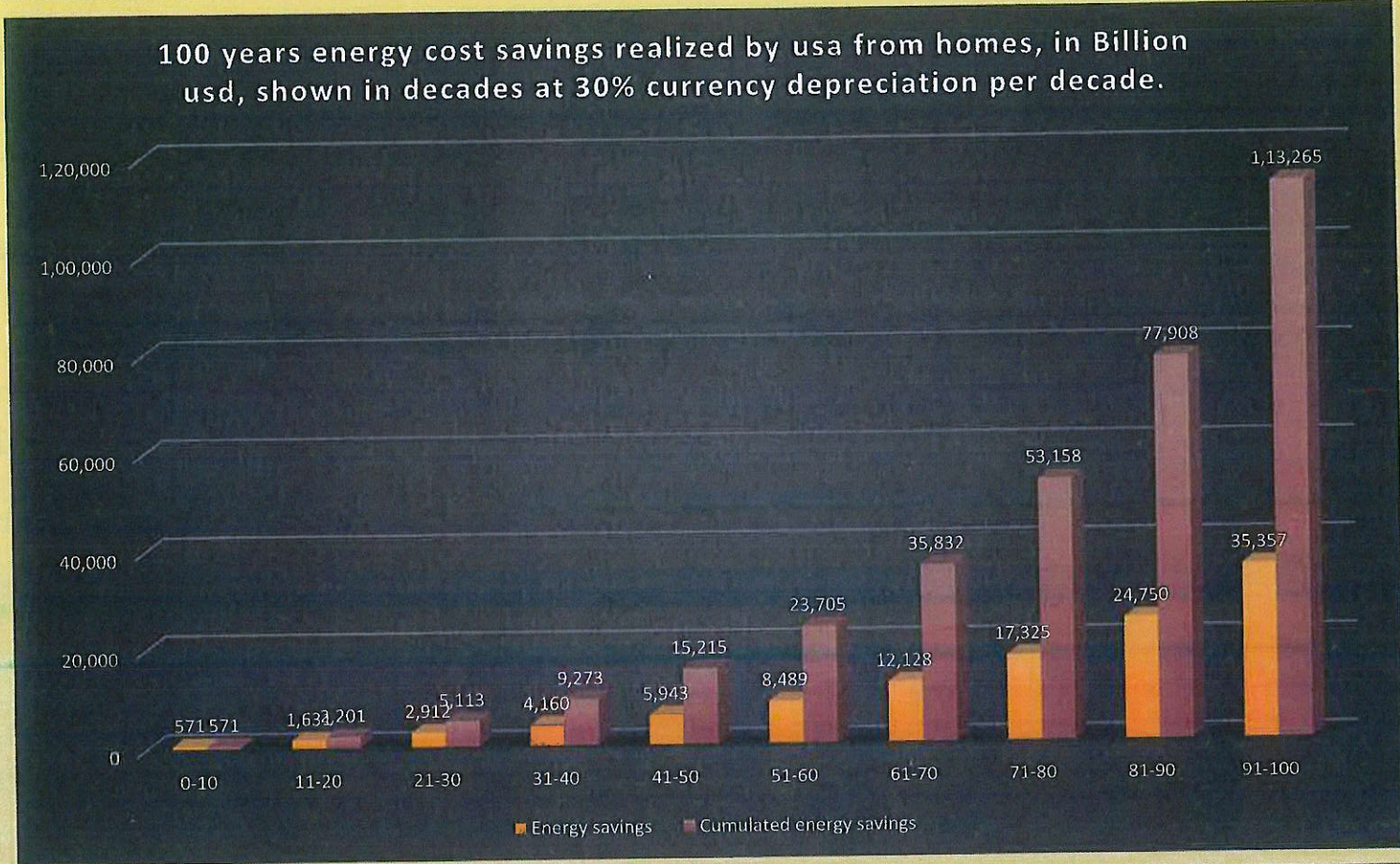


- The total annual energy cost indicated in the data table for 116 million homes in usa is 190.24 Billion usd.
- TI factors. Steady fast conversion, 100% in 20 years. Savings 0-10, at 40%, 11-20, at 80%.
- High efficiency 75% energy savings considered. Decades after year 20, 75% value from data table 142.68 Billion usd used.
- This graph showing very low currency depreciation at 10% for 10 years.
- Double the savings and cumulated savings, considering offices, industrial, other buildings.

7 January 2024

Visit www.Srinivasdevathi.com

Thermal insulation exemplary application of patent us 8,910,998 B1, reference to PCT international application PCT/IB2016/050994. Energy cost savings for one country usa. Data used from annexure AA, page 703 of WP. Cumulated energy savings from homes across usa, over 100 years timeline = 113.265 Trillion. Cumulated energy savings from usa, over 100 years timeline = 226.53 Trillion. Double the value considering offices, industrial, other buildings.



- The total annual energy cost indicated in the data table for 116 million homes in usa is 190.24 Billion usd.
- TI factors. Steady fast conversion, 100% in 20 years. Savings 0-10, at 40%, 11-20, at 80%.
- High efficiency 75% energy savings considered. Decades after year 20, 75% value from data table 142.68 Billion usd used.
- This graph showing Medium currency depreciation at 30% for 10 years.
- Double the savings and cumulated savings, considering offices, industrial, other buildings.

7 January 2024

Visit www.Srinivasdevathi.com

This is the Annexure ^{D2} stated in the Affidavit of SRINIVAS S. DEVATHI
 M. S. BALLAL
 Advocate & Notary (Govt. Of India)
 Reg. No. 2374, Bengaluru.